




U-CHS
Universal Mount, Hollow in-
put shaft, C-face motor flange




WT-C
Worm at Top, C-face
motor flange




WT-CHS
Worm at Top, Hollow input
shaft, C-face motor flange



U
Universal Mount




WT
Worm at Top




Fan Cooled WT



DW
Double Reduction
Worm /Worm



WB
Worm at Bottom



Fan Cooled WB